



Technical specification

Cold Milling Machine W 210

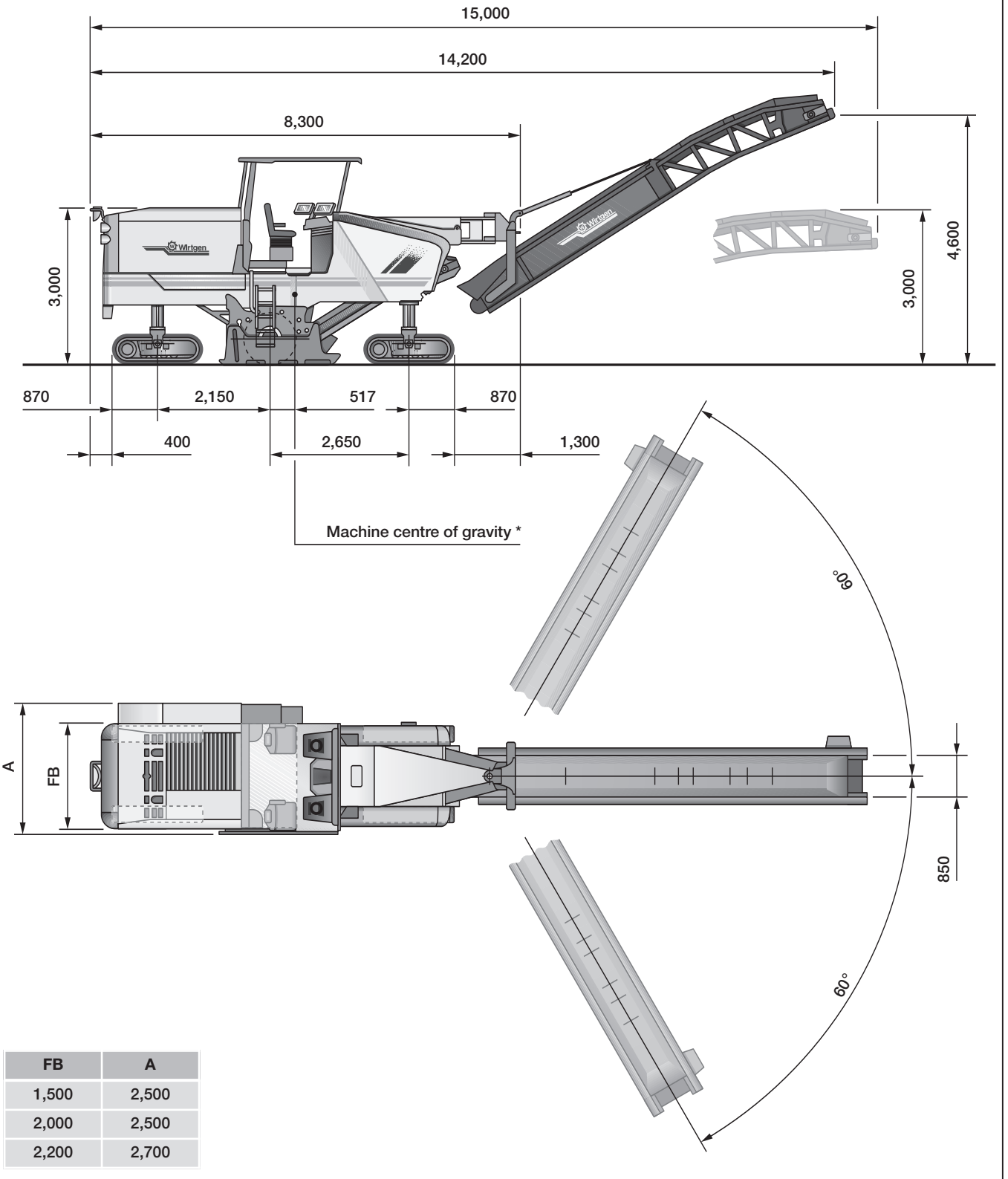


Technical specification

	Cold milling machine W 210		
	Option	Standard	Option
Milling width	1,500 mm	2,000 mm	2,200 mm
Milling depth *1	0–310 mm	0–330 mm	
Milling drum			
Tool spacing	15 mm		
	FB 1,500	FB 2,000	FB 2,200
Number of tools	136	162	174
Drum diameter with tools	1,020 mm		
Engine			
Manufacturer	CUMMINS		
Type	QSL 8.9 + QSC 8.3		
Cooling	Water		
Number of cylinders	6 + 6		
Rated power at 2,100 min ⁻¹	470 kW/630 HP/639 PS		
Maximum power at 1,900 min ⁻¹	500 kW/671 HP/680 PS		
Operating power at 1,600 min ⁻¹	469 kW/628 HP/638 PS		
Displacement	17.2 l		
Fuel consumption at rated power	131 l/h		
Fuel consumption in field mix	52 l/h		
Emission standards	EPA, Tier III, EU, Stage III a		
Electrical system	24 V		
Filling capacities			
Fuel tank	1,220 l		
Hydraulic fluid tank	200 l		
Water tank	3,350 l		
Driving properties			
Travel speed in milling and travel gear, max.	0–85 m/min (5 km/h)		
Crawler tracks			
Crawler tracks front and rear (L x W x H)	1,730 x 300 x 610 mm		
Loading the milled material			
Belt width of primary conveyor	850 mm		
Belt width of discharge conveyor	850 mm		
Theoretical capacity of discharge conveyor	375 m ³ /h		
Shipping dimensions	FB 1,500	FB 2,000	FB 2,200
Machine (L x W x H)	8,300 x 2,500 x 3,000 mm	8,300 x 2,500 x 3,000 mm	8,300 x 2,700 x 3,000 mm
Discharge conveyor (L x W x H)	7,900 x 1,450 x 1,500 mm	7,900 x 1,450 x 1,500 mm	7,900 x 1,450 x 1,500 mm

*1 = The maximum milling depth may deviate from the value indicated, due to tolerances and wear.

Dimensions in mm

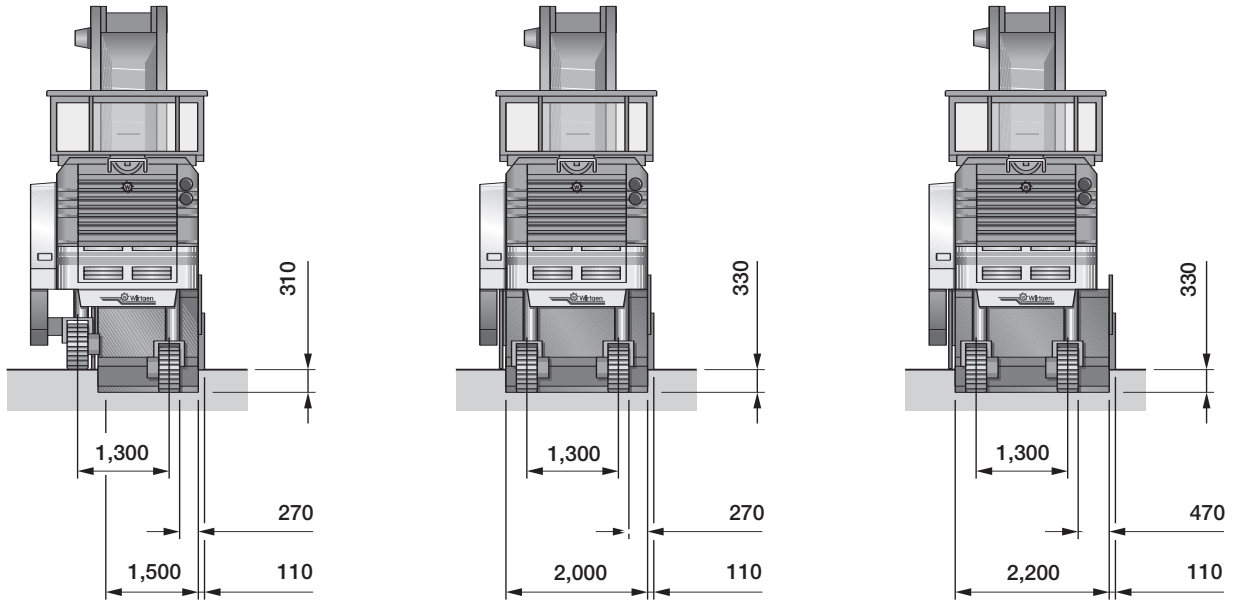


* = based on operating weight, CE

	Standard weights of cold milling machine W 210
Empty weight	25,900 daN (kg)
Operating weight, CE *	28,186 daN (kg)
Operating weight, max. (full tanks, full range of equipment)	34,973 daN (kg)
	Added / Reduced weight
Filling media	
Water tank filling in kg	3,350 daN (kg)
Diesel tank filling in kg (0.83 kg/l)	1,013 daN (kg)
Driver and tools	
Driver	75 daN (kg)
Weight of 5 cutting tool containers	125 daN (kg)
Weight of general tools	30 daN (kg)
Optional milling drum assemblies in lieu of standard	
Milling drum housing, milling width 2,200 mm	200 daN (kg)
Milling drum housing, milling width 1,500 mm	100 daN (kg)
Milling drum housing, milling width 2,000 mm, FCS-L	650 daN (kg)
Milling drum housing, milling width 2,200 mm, FCS-L	900 daN (kg)
Optional milling drums in lieu of standard	
Milling drum, milling width 2,200 mm, tool spacing 15 mm	150 daN (kg)
Milling drum, milling width 1,500 mm, tool spacing 15 mm	- 450 daN (kg)
Milling drum, milling width 2,000 mm, tool spacing 15 mm, FCS-L	- 150 daN (kg)
Milling drum, milling width 2,200 mm, tool spacing 15 mm, FCS-L	0 daN (kg)
Milling drum, milling width 2,000 mm, tool spacing 8 mm, FCS-L	800 daN (kg)
Milling drum, milling width 2,200 mm, tool spacing 8 mm, FCS-L	1,000 daN (kg)
Optional additional equipment	
Supplementary weight for versatile use	1,400 daN (kg)
Folding conveyor in lieu of standard	570 daN (kg)
Canopy in lieu of standard	270 daN (kg)
Operator's platform with comfortable seats in lieu of standard	250 daN (kg)
VCS – Vacuum Cutting System	150 daN (kg)

* = Weight of machine with half-full water tank, half-full fuel tank, driver (75 kg) and on-board tools.

Rear view of machine with different milling width options
 Dimensions in mm

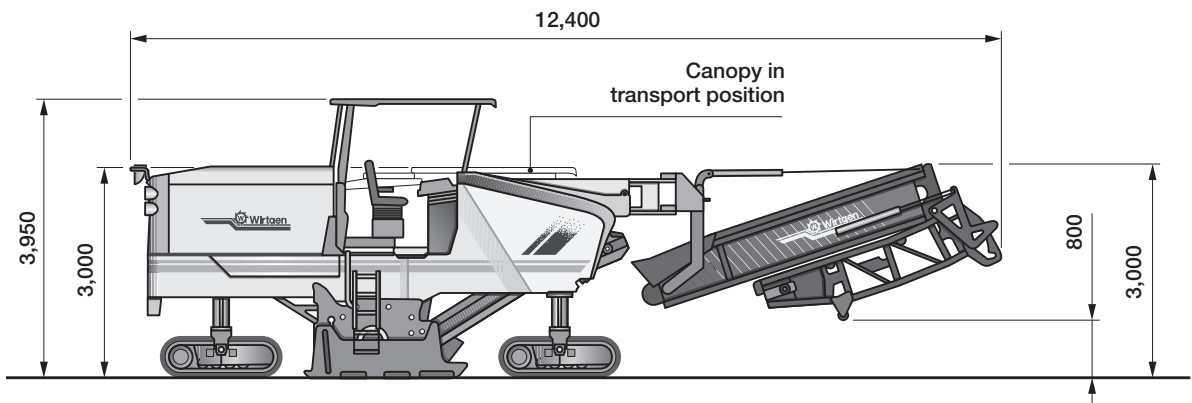


Cold milling machine W 210
 with 1.5 m wide drum assembly

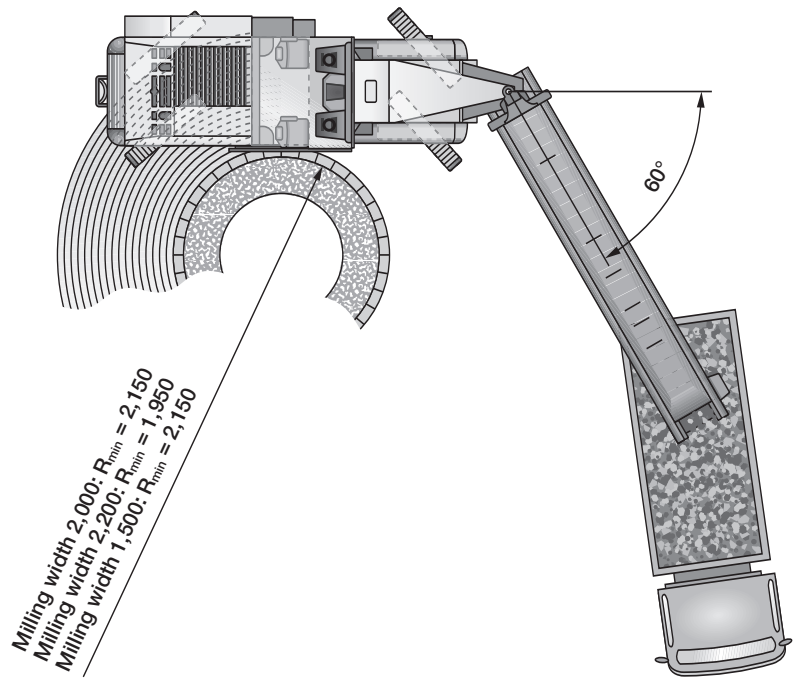
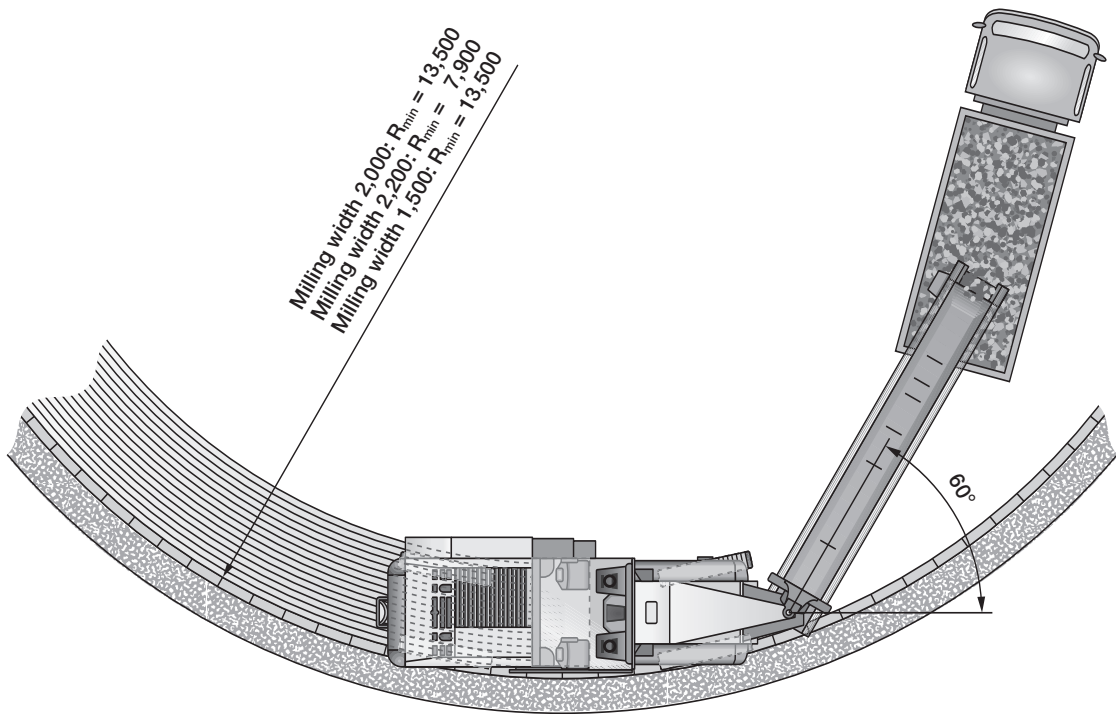
Cold milling machine W 210
 with 2.0 m wide drum assembly

Cold milling machine W 210
 with 2.2 m wide drum assembly

Machine transport with optional canopy and hydraulic folding conveyor
 Dimensions in mm



Milling radius of cold milling machine W 210, 150 mm milling depth
Dimensions in mm



Equipment features of cold milling machine W 210

Standard equipment:

Basic machine with engine

- Machine frame with dual wasp waist
- Hydraulically opening, soundproof engine cowling
- Air compressor system
- Battery-operated hydraulic module for emergency functions
- Cooling system with temperature-governed fan speed
- Large storage compartments for cutting tool containers
- Standard painting in Wirtgen white with orange stripes

Milling drum assembly

- Three electrically engageable milling drum speeds
127 1/min - 109 1/min - 97 1/min
- Hydraulic gradation control beam with conveyor lifting function
- Hydraulically movable and adjustable scraper blade with automatic locking function
- Hydraulically lifting side plates, clearance right 450 mm, clearance left 330 mm
- Two separately engageable water spray bars in the milling drum assembly

Milling drum

- Standard milling drum, milling width 2,000 mm, HT11
- Multiple-use ejector system

Machine control

- Multi-functional control screen including display of major machine parameters
- Comprehensive diagnostic system included in control screen
- Automatically engaging milling power control unit
- Two exterior control panels for operation by ground staff

Loading of milled material

- Conveyor system with manually or automatically adjustable conveying speed
- Water spray system at the primary conveyor
- Slewing angle of discharge conveyor $\pm 60^\circ$

Levelling control

- Digital electric height indication
- Pre-installation for up to 7 levelling sensors per machine side

Operator's platform

- Fully anti-vibration mounted operator's platform
- Convenient, individually adjustable control panel
- Convenient access to operator's platform, left and right
- Stand-up seat, left and right
- Lockable covers for control panels
- Two mirrors at the front, two mirrors at the centre, one mirror at the rear of the machine

Chassis and height adjustment

- PTS – machine is aligned parallel to the pavement surface automatically
- ISC – intelligent crawler track speed control through hydraulic four-track drive
- High machine stability through four-fold full-floating axle
- Four-track steering with freely selectable steering modes
- Extremely wear-resistant, two-piece EPS polyurethane track pads

Miscellaneous

- Lighting package with 14 halogen working spotlights
- Comprehensive toolkit in lockable toolbox
- Comprehensive safety package with 6 emergency stop switches
- Automatically engaging high-pressure water system, 18 bar, 67 l/min
- European design type certification, GS mark (Geprüfte Sicherheit = Tested Safety) and CE conformity
- Standard warranty of 12 months or 1,000 engine operating hours
- Machine commissioning by qualified personnel

Optional equipment:

Basic machine with engine

- Operation of the machine with biodegradable hydraulic fluid
- Special painting, one or several colours

Milling drum assembly

- Milling drum housing for milling width 1,500 mm
- Milling drum housing for milling width 2,200 mm
- Milling drum housing for milling width 2,000 mm, FCS Light
- Milling drum housing for milling width 2,200 mm, FCS Light
- Drum turning device for cutting tool replacement
- Pneumatic cutting tool driver and extractor
- Battery-operated cutting tool extractor
- Electro-hydraulically operated cutting tool extractor
- Fold-out additional seats at the rear crawler tracks for cutting tool replacement

Milling drums

- Milling drum, milling width 1,500 mm, HT11
- Milling drum, milling width 2,200 mm, HT11
- Milling drum, milling width 2,000 mm, HT11, tool spacing 15 mm, FCS Light
- Milling drum, milling width 2,200 mm, HT11, tool spacing 15 mm, FCS Light
- Milling drum, milling width 2,000 mm, HT11, tool spacing 8 mm, FCS Light
- Milling drum, milling width 2,200 mm, HT11, tool spacing 8 mm, FCS Light
- Milling drum, milling width 2,000 mm, HT5, tool spacing 6x2 mm, FCS Light
- Milling drum, milling width 2,200 mm, HT5, tool spacing 6x2 mm, FCS Light
- Milling drum, milling width 2,000 mm, HT11, tool spacing 25 mm, FCS Light
- Milling drum, milling width 2,200 mm, HT11, tool spacing 25 mm, FCS Light
- Mounting carriage for milling drums

Loading of milled material

- Hydraulically folding discharge conveyor
- VCS – vacuum cutting system
- Conveyor support legs for machine transport

Levelling control

- LEVEL PRO automatic levelling system with hydraulic milling depth sensors at the side plates, left and right
- Additional LEVEL PRO control panel
- Slope sensor
- Hydraulic scanning of milling depth in front of the milling drum, right
- Hydraulic scanning of milling depth in front of the milling drum, left and right
- Two additional ultrasonic sensors with bracket and cable in 3-fold Multiplex system package, right
- Four additional ultrasonic sensors with bracket and cable in 3-fold Multiplex system package, left and right
- Level control by laser (excluding transmitter)

Operator's platform

- Individually adjustable, comfortable driver's seats, left and right
- Operator's platform heating by conducting warm air into the footwell area
- Complete set of fold-in mirrors, partly electric
- Hydraulically retracting protective canopy
- Sunshade

Chassis and height adjustment

- Material guide plates at the rear crawler tracks

Miscellaneous

- Camera system including display
- Hydraulically operated electrical generator with a capacity of 4 kW at 220 volts
- Hydraulically operated electrical generator with a capacity of 3 kW at 110 volts
- Lighting balloon, 2.0 kW operated at 220 volts
- Lighting balloon, 1.5 kW operated at 110 volts
- Electrically operated diesel tank filling pump
- Hydraulically operated water tank filling pump
- Lighting package with 8 halogen and 6 Xenon spotlights
- Bolt-on supplementary weight, 1,400 kg
- Hydraulically operated high-pressure water cleaner, 150 bar, 15 l/min



Wirtgen GmbH
Reinhard-Wirtgen-Strasse 2 · 53578 Windhagen · Germany
Phone: +49 (0) 26 45/131-0 · Fax: +49 (0) 26 45/131-242
Internet: www.wirtgen.com · E-Mail: info@wirtgen.com